

# KS3

## Student Guide to Independent Learning



Dear Students,

The following document outlines the expectations Manchester Academy has from our students in case of COVID related absence.

If you have any difficulties accessing any of the information in this booklet then please do not hesitate to contact the following:

Year Group	Email Address
Year 7	Darren.clarke@manchester-academy.org
Year 8	Amy.tregelles@manchester-academy.org
Year 9	Tim.boyle@manchester-academy.org
Technical Help	Remotelearning@manchester-academy.org

## KS3 Student Guide to Independent Learning

### KS3 students that are absent and self-isolating for a covid related issue, you should:

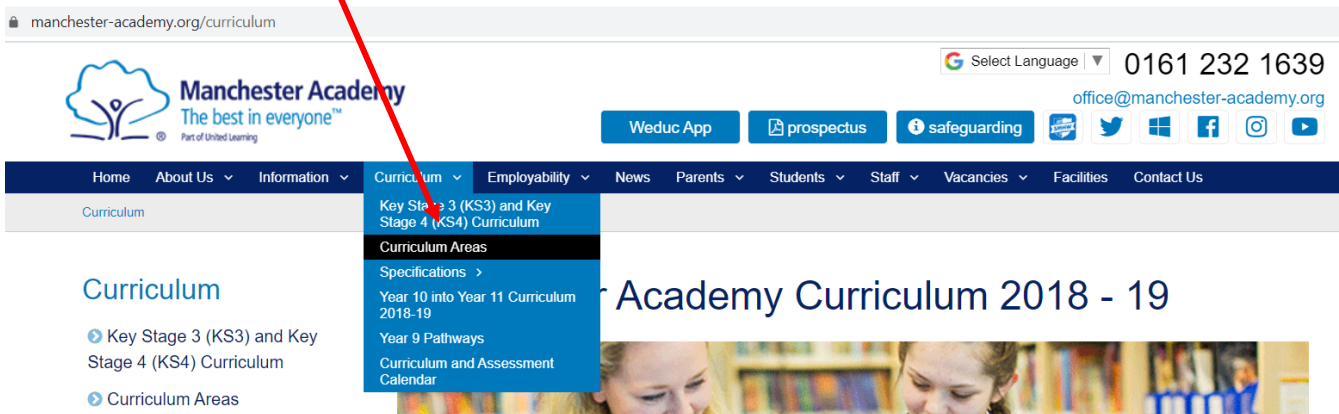
1. Check your Academy timetable for the day to see what lessons you would have
2. Check your year group 'Big Picture' curriculum plans for each subject. (see below for how to access these)
3. Log on to the United Learning Website and complete work for each subject (see below for instructions on how to access and use the website)
4. Email any completed work to your subject teacher
5. Check your Academy email daily for any further instructions sent by your teachers or the Academy

If you have completed all the work set, you can log onto the Oak Academy website to complete additional work for any subject. See below for instructions on how to do that.

## How to Access the Big Picture Curriculum Plans

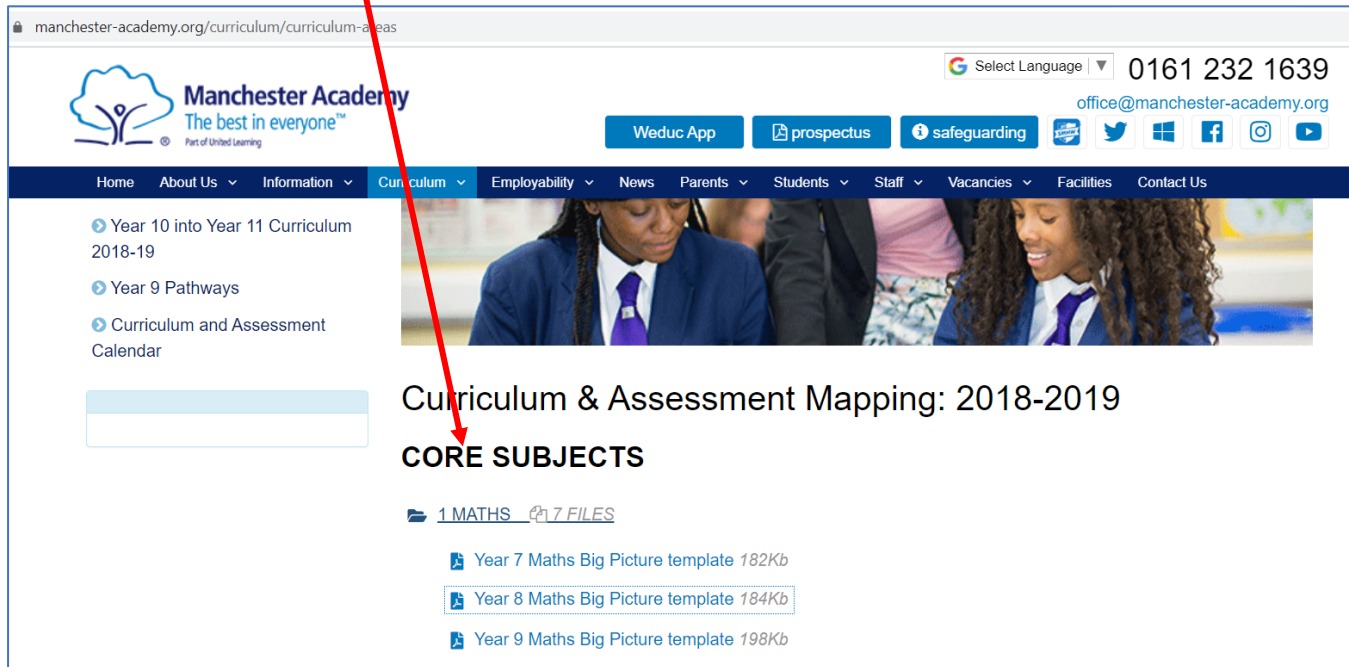
Each subject has made a 'Big Picture' plan, which shows the topics that are being studied each half term. You can access them in the following way:

1. Go to [www.manchester-academy.org](http://www.manchester-academy.org)
2. Click on 'Curriculum' and then select 'Curriculum Areas'



The screenshot shows the Manchester Academy website at the URL [manchester-academy.org/curriculum](http://manchester-academy.org/curriculum). The navigation menu is open, and the 'Curriculum Areas' option is highlighted. The main content area displays 'Curriculum' with links to 'Key Stage 3 (KS3) and Key Stage 4 (KS4) Curriculum' and 'Curriculum Areas'. A red arrow points from the 'Curriculum Areas' link in the navigation menu to the 'Curriculum Areas' link in the main content area.

3. Select the subject you want and the relevant year group

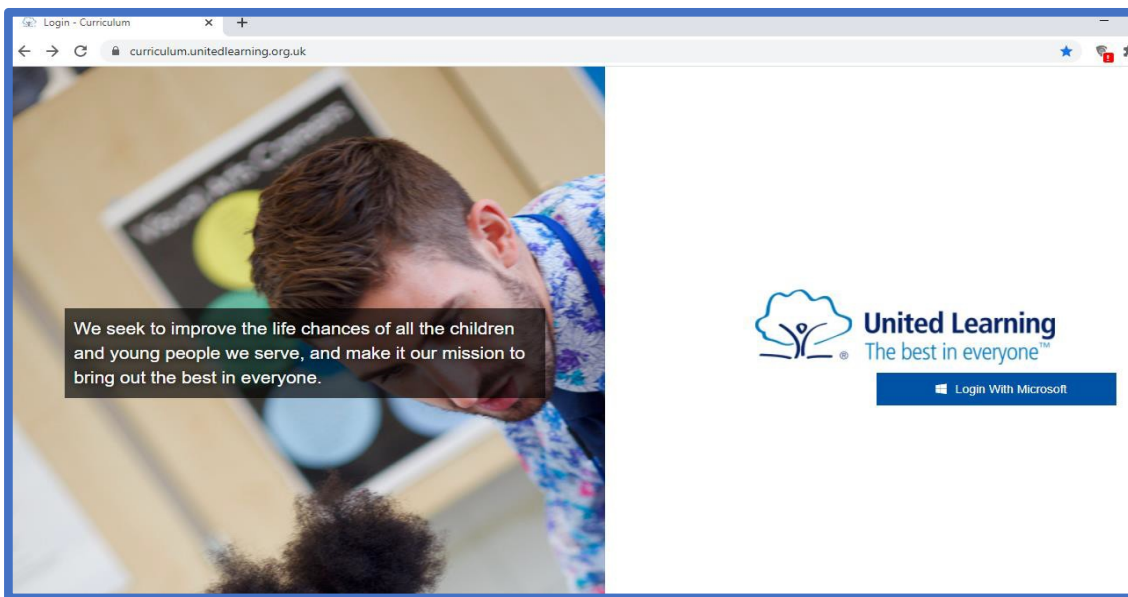


The screenshot shows the Manchester Academy website at the URL [manchester-academy.org/curriculum/curriculum-areas](http://manchester-academy.org/curriculum/curriculum-areas). The 'Curriculum Areas' page is displayed, showing a list of curriculum areas: 'Year 10 into Year 11 Curriculum 2018-19', 'Year 9 Pathways', and 'Curriculum and Assessment Calendar'. A red arrow points from the 'Curriculum Areas' link in the navigation menu to the 'Curriculum & Assessment Mapping: 2018-2019' section. Below this section, the 'CORE SUBJECTS' are listed, with a link to '1 MATHS' and '7 FILES'. A list of files is shown, including 'Year 7 Maths Big Picture template 182Kb', 'Year 8 Maths Big Picture template 184Kb', and 'Year 9 Maths Big Picture template 198Kb'.

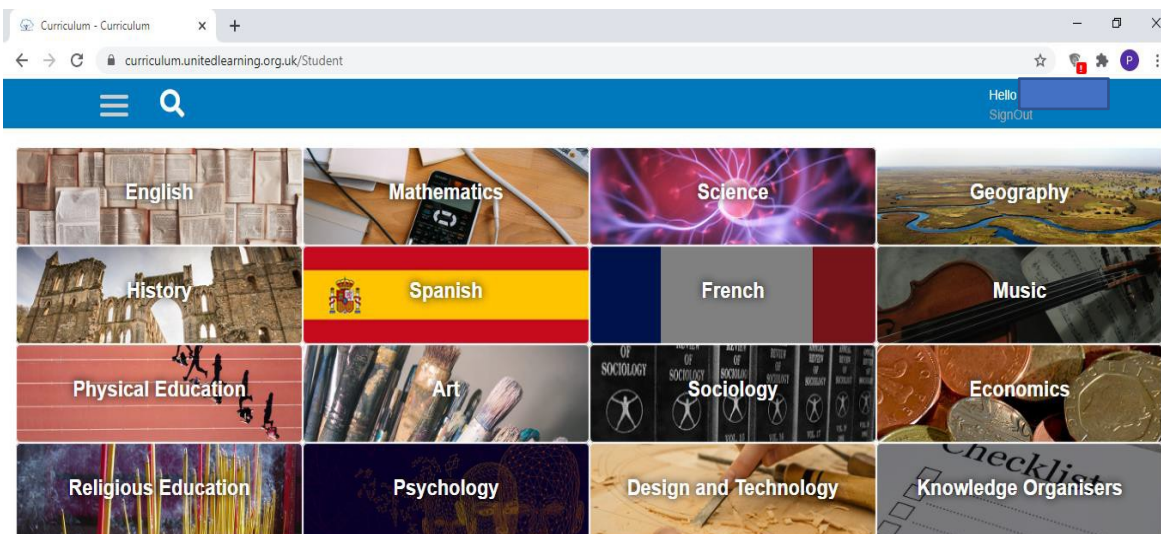
## How to use the United Learning Website

United Learning have created a website to help you access materials from home in case you are unable to come to school for any reason, or if you want to revise topics already covered. The website contains video lessons for many of your subjects.

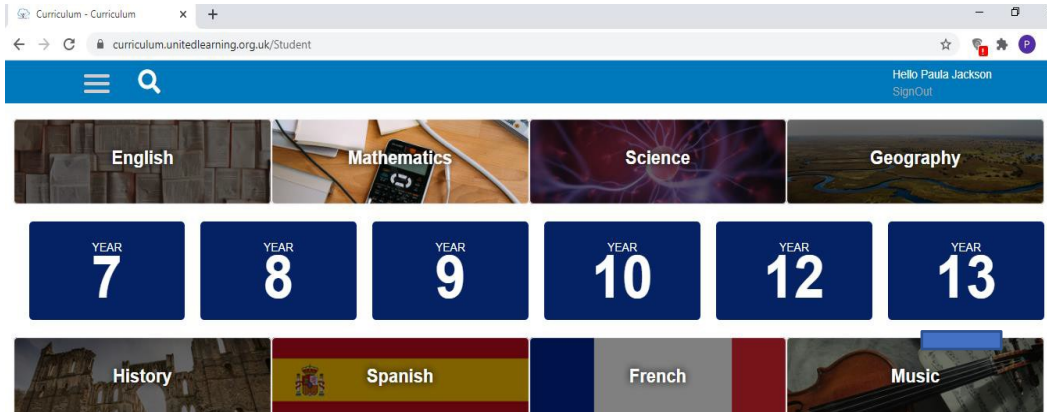
1. Go to: <https://curriculum.unitedlearning.org.uk/>
2. Login with your school email address and password.



3. Once you have logged in you will see the below screen. Click on the subject you would like to access.



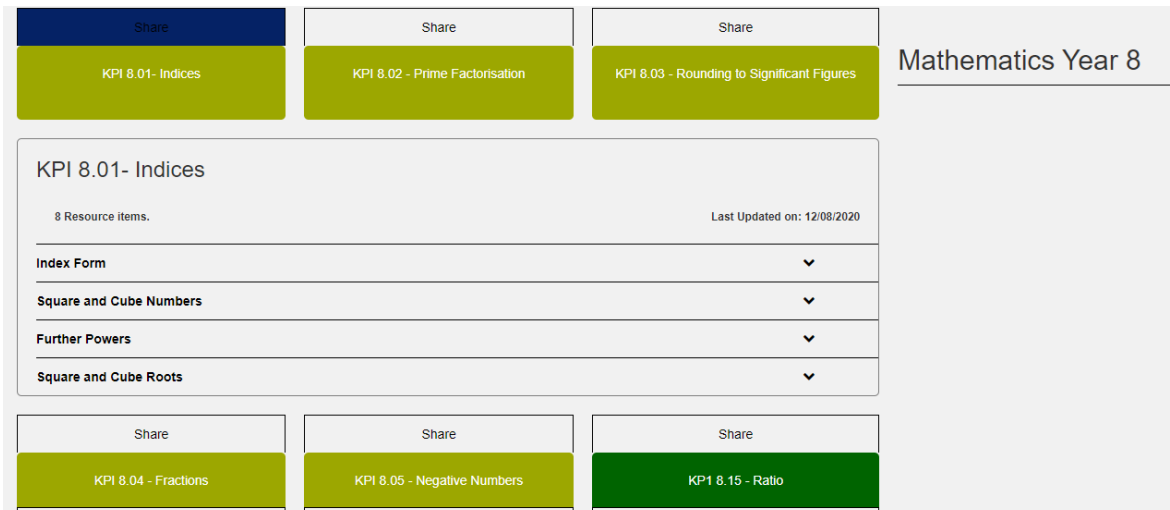
**4. Select your year group and the subject you would like.**



**5. Choose which unit you want to access. You should check the Big Picture for the subject to see what you should be studying.**



**6. Select the lesson you would like from the list of all available lessons.**

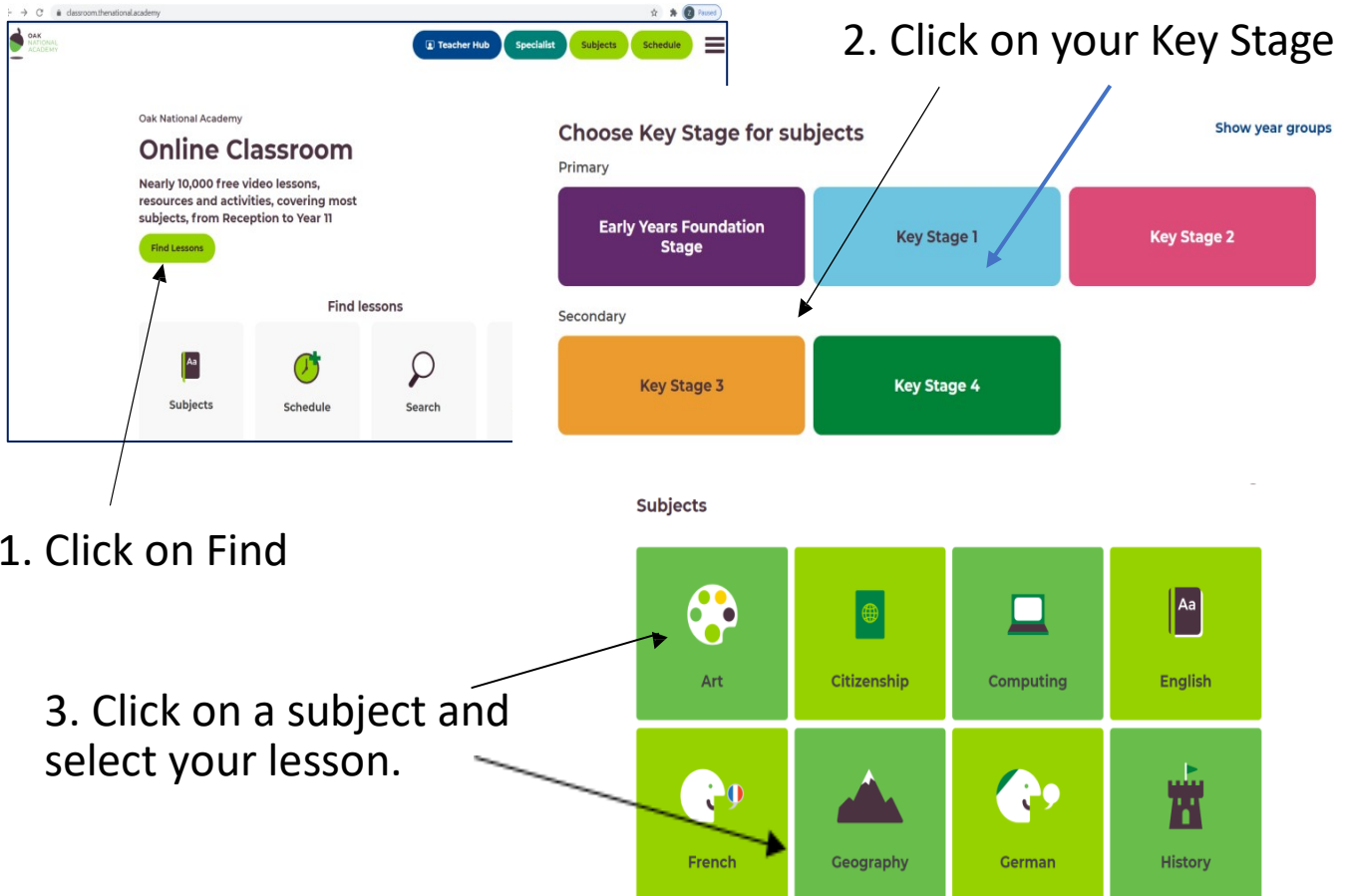


## How to use the Oak National Academy website

**Oak National Academy** is an online classroom and resource hub for students across the country. Nearly 10,000 free video lessons, resources and activities, covering most subjects, from Reception to Year 11.

You can use this website as additional resources to help with all your subjects.

Visit: <https://classroom.thenational.academy/>



The screenshot shows the Oak National Academy website interface. The main heading is "Online Classroom" with a sub-heading "Nearly 10,000 free video lessons, resources and activities, covering most subjects, from Reception to Year 11". Below this is a "Find Lessons" button. To the right, there is a "Choose Key Stage for subjects" section with buttons for "Early Years Foundation Stage", "Key Stage 1", "Key Stage 2", "Key Stage 3", and "Key Stage 4". Below this is a "Subjects" section with a grid of subject icons: Art, Citizenship, Computing, English, French, Geography, German, and History. The interface also includes a navigation menu with "Teacher Hub", "Specialist", "Subjects", and "Schedule" buttons, and a "Show year groups" link.

1. Click on Find

2. Click on your Key Stage

3. Click on a subject and select your lesson.