

Year 8 Big Test Revision Booklet 24/25

(13/01 - 24/01)



Manchester Academy

The best in everyone™

Part of United Learning

Dear Parent/Carer,

I am writing this letter to inform you of your child's next assessment at Manchester Academy.

From the second week back in Spring term (13/01 - 24/01), Year 8 students will be sitting their first Big test in all subjects, and these will assess knowledge and understanding of the content students have covered so far in lessons. Exam will take place in the classrooms with their class teachers.

Whilst these exams are internal, rather than the externally assessed (United Learning) ones that are taken at the end of Year 8, it is nevertheless important that students take them seriously and engage fully in revising at home and in all the revision activities their teachers will deliver in lessons. Revision really helps students consolidate learning, builds their confidence, and embeds the core knowledge they will need for future success in these subjects. It is also a skill that needs lots of practice for students to become efficient at revising.

These exams are also an excellent opportunity for students to become more accustomed at completing assessments in more formal conditions, something we want them to feel confident and relaxed about later in their school careers.

We must stress that we do not want students to get unnecessarily worried about the exams, and we ask for your support here. Above all else, the exams are a valuable opportunity for teachers to assess the areas students have grasped well and those where further consolidation may still be required.

Revision at home is important, but it is equally important not to over-do-it. We suggest that an average of 90 minutes of revision per night during the 2 weeks before these exams will be plenty for students to be well prepared, assuming that they've been working hard in lessons and completing all Independent learning (homework). We will be asking other subjects to try not to set independent learning during this time and asking that all the independent learning relates directly to the exams to support revision. Please do take the time to help your child prepare for these exams.

We hope the information provided will allow you to support your child during the academic year, particularly in the lead up to this second assessment window.

If you have any questions regarding any of the information provided then please don't hesitate to contact me or your child's Director of Character and Culture, Ms Sandford, using the details below.

Email for Ms Sandford Nikita.sandford@manchester-academy.org

Thank you for your continued support,

Mrs Rehman
Assistant Vice Principal – Quality of Education

INTRODUCTION

The booklet highlights revision strategies and the academic opportunities. This booklet is aimed at helping all students plan and use revision time effectively, as well as giving parents some tips on how they can help and support. Now that you have had chance to rest and recuperate over the summer break, this is the perfect time to start your revision. Of course, it is important to have a balance between work, social time and family time but now is the time that clear, focused revision begins in earnest. This booklet includes some tips on how parents can encourage, enable, and support students to revise effectively.

It also contains subject-by-subject revision plans which, in some cases, will be supported by revision guides which can be purchased through school or by material that students will receive directly from subject teachers or on the memory stick which accompanies this revision guide.


Please read this revision support booklet and as a parent help your child to get organised, and as a student work with your parent to ensure a good, focused revision schedule. You will achieve your potential with:

- ✓ a clear revision schedule (see back of booklet for photocopiable timetables)
- ✓ concentration on areas in need of improvement
- ✓ determination and sustained effort
- ✓ support from family, peers, and staff
- ✓ hard work
- ✓ a sensible balance between work and relaxation.

If you have any concerns, please contact the relevant member(s) of staff at school. We are here to support you to achieve your full potential. Never give up, keep going and I know you will get there.

Revision Strategies

RAG – Red, Amber, Green



Highlight sections in your work as follows:

- Red – you don't remember covering it/are unsure of the theory
- Amber – you get it, but are not totally clear
- Green – very happy that you understand it

The focus for your subsequent revision should be the red/amber sections.

Post-its



Write information as well as questions on post-it notes and place them on the wall, door, large sheets of paper etc. You can then re-arrange them in a variety of ways:

- Organise them into what you know and what you don't know
- Group them together by theme or topic
- Match questions to answers

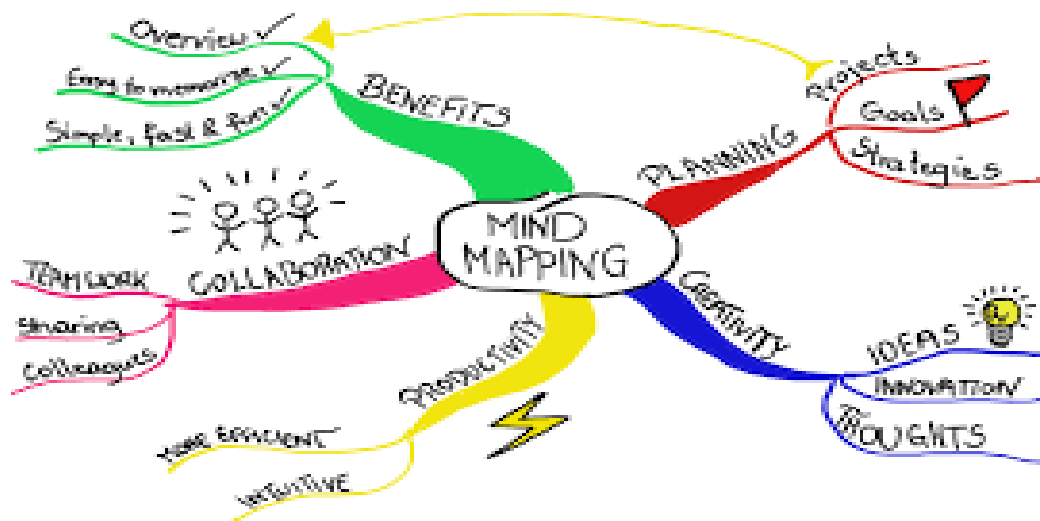
Flashcards



- Condense key words/phrases onto cards to learn
- Write out questions with answers on the reverse
- Make lists of key words
- Give the cards to someone to test you
- Use different coloured flashcards to help organise your notes
- Use different colours for different topics/themes/ideas

Mind Maps

Imagine a mind map is like a giant spider's web with all the ideas around it. The spider (or main idea) is in the middle, and everything is around it. The most important ideas are in the middle and the sub-topics go out further and further. Reading out loud Read your revision notes out loud, perhaps to a particular rhythm – this could be set by music playing in the background, by tapping your foot or by walking calmly and steadily. This is a sort of walk and talk.



Big test timetable: yr 8

Subject	Class	Day	Date	Period	Length
English – Reading	8x	Monday	13 th January	3	1 hour
English – Reading	8z	Monday	13 th January	1	1 hour
English – Writing	8x	Thursday	16 th January	1	1 hour
English – Writing	8z	Thursday	16 th January	3	1 hour
Maths	8x band	Monday	13 th January	1	55 minutes
Maths	8z band	Monday	13 th January	3	55 minutes
Science	8x	Wednesday	15 th January	3	1 hour
Science	8z	Tuesday	14 th January	1	1 hour
Food	8z1 CST	Monday	13 th January	2	1 hour
Food	8x1 CST	Monday	13 th January	5	1 hour
Food	8z3 BFA	Tuesday	14 th January	4	1 hour
Food	8y1 BFA	Tuesday	14 th January	5	1 hour
Food	8x3 BFA	Friday	24 th January	5	1 hour
COMPUTING	8a JSO	THURS	16 th Jan L4	4	1 Hour
	8b JSO	WED	15 th Jan L1	1	
	8c RTE	THURS	16 th Jan L4	4	
	8d JMO	MON	20 th Jan L1	1	
	8e JSO	TUE	14 th Jan L2	2	
	8f JSO	WED	15 th Jan L5	5	
	8g JMO	TUE	14 th Jan L3	3	
	8h JSO	FRI	24 th Jan L3	3	
	8i JSO	WED	15 th Jan L3	3	
History	8A	Monday B week	20 th Jan	2	1 hour
History	8B	Friday A week	17 th Jan	4	1 hour

History	8C	Friday A week	17 th Jan	3	1 hour
History	8D	Friday A week	17 th Jan	2	1 hour
History	8E	Wednesday A week	15 th Jan	2	1 hour
History	8F	Wednesday A week	15 th Jan	3	1 hour
History	8G	Friday A week	17 th Jan	4	1 hour
History	8H	Tuesday B week	21 st Jan	2	1 hour
History	8I	Friday B week	24 th Jan	3	1 hour
Art	8X/AR1	Friday	17 th Jan	5	1 hour
Art	8X/AR2	Friday	17 th Jan	5	1 hour
Art	8X/AR3	Monday	13 th Jan	5	1 hour
Art	8X/AR4	Monday	13 th Jan	5	1 hour
Art	8Y/AR1	Monday	20 th Jan	2	1 hour
Art	8Y/AR2	Tuesday	14 th Jan	5	1 hour
Art	8Z/AR1	Tuesday	14 th Jan	4	1 hour
Art	8Z/AR2	Tuesday	14 th Jan	4	1 hour
Art	8Z/AR3	Monday	13 th Jan	2	1 hour
Art	8Z/AR4	Monday	13 th Jan	2	1 Hour
RE	8a/RE	Wednesday	15 th Jan	Period 2	1 hour
RE	8b/RE	Tuesday	21 st Jan	Period 3	1 hour
RE	8c/RE	Tuesday	14 th Jan	Period 2	1 hour
RE	8d/RE	Wednesday	15 th Jan	Period 1	1 hour
RE	8e/RE	Friday	17 th Jan	Period 5	1 hour
RE	8f/RE	Thursday	16 th Jan	Period 4	1 hour
RE	8g/RE	Monday	13 th Jan	Period 4	1 hour
RE	8h/RE	Thursday	16 th Jan	Period 4	1 hour
RE	8i/RE	Friday	17 th Jan	Period 1	1 hour
French	8x/Fr1 and 2	Tuesday	14 th Jan	Period 5	1 hour
French	8y/Fr 1	Friday	17 th Jan	Period 3	1 hour

French	8y/ Fr2	Friday	17 th Jan	Period 4	1 hour
Spanish	8z/Sp1	Friday	17 th Jan	Period 1	1 hour
Spanish	8z/Sp2	Thursday	16 th Jan	Period 4	1 hour
Spanish	8z/Sp3	Wednesday	15 th Jan	Period 5	1 hour
Spanish	8z/Sp4	Monday	13 th Jan	Period 4	1 hour
Geography	8a/Gg	Tuesday	14 th Jan	Period 4	1 hour
Geography	8b/Gg	Tuesday	14 th Jan	Period 2	1 hour
Geography	8c/Gg	Tuesday	14 th Jan	Period 4	1 hour
Geography	8d/Gg	Wednesday	15 th Jan	Period 2	1 hour
Geography	8e/Gg	Thursday	16 th Jan	Period 4	1 hour
Geography	8f/Gg	Tuesday	14 th Jan	Period 3	1 hour
Geography	8g/Gg	Wednesday	15 th Jan	Period 3	1 hour
Geography	8h/Gg	Wednesday	15 th Jan	Period 3	1 hour
Geography	8i/Gg	Tuesday	14 th Jan	Period 3	1 hour

Mathematics

Date: Monday 13th January 2025- 8x band in Period 1 and 8z band in Period 3

Assessment Topics:

Students will sit a non-calculator test which will cover the following units:

Unit	Topic	Sparx Clips
8.01	Powers and Roots	M135, M608
8.02	Prime Factorisation	M322, M823, M108, M365, M227, M698
8.03	Rounding	M111, M431, M994, M131, M878
8.04	Fractions	M939, M410, M671, M601, M835, M931, M157, M197, M110, M265
8.05	Solving equations 1	M707, M509, M387, M554, M813, M795, M531, M957
8.06	Angles in parallel lines	M319, M606, M393, M818
8.07	Circumference	M565, M169

Revision resources links and tips:

- Revision booklets provided by class teachers
- Previous Unit tests completed in lessons
- Sparx maths homework website (<https://sparxmaths.com/>)
- Corbett maths <https://corbettmaths.com>
- Mathsbox (<https://www.mathsbox.org.uk>)
- Knowledge organisers on UL Hub (provided by class teachers)

Curriculum Area Leader (Head of department)

Name: Kal Hodgson

Email: kal.hodgson@manchester-academy.org

ENGLISH

Dates:

Reading – HappyHead – 1 hour	Monday 13 th January 2025	8x1, 8x2, 8x3, 8x4 – Period 3 8z1, 8z2, 8z3, 8z4 – Period 1
Writing – Imaginative Writing – 1 hour	Thursday 16 th January 2025	8x1, 8x2, 8x3, 8x4 – Period 1 8z1, 8z2, 8z3, 8z4 – Period 3

Assessment Topics:

READING – HappyHead – 1 hour

Students will be provided with an extract (no longer than 1 and a half pages of A4) from HappyHead by Josh Silver. Students will be asked to analyse the language, structure and form of a key theme, emotion or idea within the extract. Students may comment on elsewhere in the novel if they would like.

Possible topics are:

Characters: Seb, Finn, Eleanor, Dr Stone

Themes: Fear, Control, Foreboding Atmosphere, Power, Pain, Love

WRITING – Imaginative Writing – 1 hour

A choice of two imaginative writing questions (description or storytelling). Students will be asked to write a story, description or piece of imaginative writing based on one of two prompts. The prompts may be the opening sentence to a story, a key emotion/topic to write on or a picture to use as a stimulus.

Revision resources links and tips:

As your main source of revision, you should use your **Independent Learning Booklets** to revise SPaG skills and key definitions. Use the “Extended Writing Help” and “Knowledge Organiser” section to help with your revision. Additional resources to be provided by teachers.

SPaG Resources:

BBC Bitesize Spelling - <https://www.bbc.co.uk/bitesize/topics/zbm2sg>

BBC Bitesize Punctuation – <https://www.bbc.co.uk/bitesize/topics/zr6bxc>

BBC Bitesize Grammar - <https://www.bbc.co.uk/bitesize/topics/z4hrt39>

CGP 10 Minute Tests - https://www.cgpbooks.co.uk/resources/cgp-s-free-online-10-minute-tests/free-ks3-spag-online-10-minute-tests?srsId=AfmBOoqLzbFl8Tfcw2IP9Mdyz1F1_qZk5irw8aQNH3gYkLal0oN6CjzN

Writing Resources:

Imaginative Writing Tips - <https://www.bbc.co.uk/bitesize/topics/zn8tkmn>

Writing Skills - <https://www.bbc.co.uk/bitesize/topics/z43dwnb/articles/zd8x6g8#zwd6trd>

Writing Skills – Creative and Narrative Writing - <https://www.bbc.co.uk/bitesize/topics/z43dwnb/articles/zk972v4#z8jhp4j>

Second in English / KS3 Lead

Name: Ryan Glasby

Email: ryan.glasby@manchester-academy.org

SCIENCE

Dates: 8x Wednesday 15th Jan P3, 8z Tuesday 14th Jan P1

Assessment Topics:

Students will sit one science exam. The test is 1 hour long. The paper will include a range of knowledge-based questions and important working scientifically skills such as: graph drawing and interpretation; experiment method writing and analysis; numeracy and data calculations. The topics most likely to be examined are the Y8 topics which are highlighted below.

Exam topics: (please see the main focus areas in brackets)

7BC Cells (animal cells, organisation, magnification)

7BR Reproduction (male and female reproductive organs, puberty, variation)

8BD Digestion (food groups, digestive enzymes, digestive system, diet)

8BP Plants and Photosynthesis (photosynthesis, leaf and root structure, transport in plants)

7CP Particles (particle model, changes of state, separation techniques)

7CC Chemical Reactions (word equations, conservation of mass, elements, compounds, mixtures)

8CP Periodic Table (groups, trends, electron configuration, alkali metals, atomic structure)

7PE Energy (stores, pathways)

7PF Forces (friction, work done)

8PL Light and Sound (reflection, refraction, colour, sound waves, ultrasound)

Revision resources links and tips:

- Seneca: <https://senecalearning.com/en-GB/> (for a good summary of all content)
- Youtube:
 - >>> Cognito <https://www.youtube.com/channel/UCaGEe4KXZrjou9kQx6ezG2w> (for video mind maps of every topic)
 - >>> FreeScienceLessons: <https://www.youtube.com/c/Freesciencelessons> (for video summaries of every topic)
- BBC Bitesize: <https://www.bbc.co.uk/bitesize/subjects/zrkw2hv> (for simplified explanations of every topic)
- Oak National Academy: <https://classroom.thenational.academy/subjects-by-key-stage/key-stage-4/subjects/combined-science> (for teacher explanations of every topic, including revision summary lessons)
- Use all knowledge organisers to summarise each topic
- Review your previous end of topic tests to see where you made mistakes

- Retry questions on class feedback sheets
- Complete the revision booklet given to every student for homework over Christmas holidays
- Use the KS3 revision guide

Deputy Head of Science / KS3 Lead

Name: Dr Andrew Spencer

Email: andrew.spencer@manchester-academy.org

Geography

Dates: 13/01- 23/01 (see timetable above for specific date related to each class)

Assessment Topics:

Population

- Population density (sparse and dense populations)
- Factors that affect population density
- The demographic transition model
- Population pyramids
- Ageing populations (advantages and disadvantages)
- Migration (push and pull factors)
- Advantages and disadvantages of migration for host and source countries

Tectonics

- Distribution of hazards
- Types of plate boundaries
- Types of volcanoes
- Monitoring volcanic hazards
- Living near volcanic hazards

Revision resources links and tips:

Knowledge organiser – See your classroom teacher if you have not received one of these

<https://www.bbc.co.uk/bitesize/topics/zg7nvcw/articles/zxv4cmn>

<https://continuityoak.org.uk/lessons#>

Curriculum Area Leader (Head of department):

Name: Rebecca Austin

Email: rebecca.austin@manchester-academy.org

History

Dates:

From the 15th of January to 24th January – check the timetable for each class.

Assessment Topics:

- The Reformation and the English Reformation
- Henry VIII's Break from Rome
- The impact of Tudor religious change and persecution
- Changes and Continuity in Religion during the Tudor period

Revision resources links and tips:

Students will be given an Independent Learning booklet, this will be an electronic copy but printing can be made on request.

Students will also have access to this on Teams and via email.

Students should also consider using BBC Bitesize for Independent learning and revision.

Curriculum Area Leader (Head of department)

Name: Dr Myerscough

Email: katie.myerscough@manchester-academy.org

MFL: French

Dates:

See timetable above

Assessment Topics: present and past holidays, giving opinions, transport (how you travel on holiday), tv and film, music, free-time activities.

Tenses and grammar: -er, -ir, -re regular and irregular verbs in the present tense, the perfect past tense (passé composé), near future tense

Revision resources links and tips:

- PowerPoint lessons uploaded on teams
- Please see teachers to discuss revision techniques.
- Revision guide provided by teacher
- <https://www.languagenut.com/en-gb/>

Contact

Curriculum Area Leader (Head of department):

Name: Ms. Patricia del Pilar Lorca Amaro

Email: patricia.lorcaamaro@manchester-academy.org

Teacher:

Name: Lisa Craig-Kgasago

Email: Lisa.CraigKgasago@manchester-academy.org

Name: Ruby Crine

Email: Ruby.Crine@manchester-academy.org

Name: Jose Londono

Email: Jose.Londono@manchester-academy.org

MFL: Spanish

Dates:

See timetable above

Assessment Topics: present and past holidays, giving opinions, transport (how you travel on holiday), tv and film, music, free-time activities.

Tenses and grammar: -ar, -er, -ir regular and irregular verbs in the present tense, the simple past tense/preterite tense

Revision resources links and tips:

PowerPoint lessons uploaded on teams

Please see teachers to discuss revision techniques.

Revision guide provided by teacher

<https://www.languagenut.com/en-gb/>

C Contact

Curriculum Area Leader (Head of department)

Name: Ms. Patricia del Pilar Lorca Amaro

Email: Patricia.LorcaAmaro@manchester-academy.org

Teachers

Name: Ruby Crine

Email: Ruby.Crine@manchester-academy.org

Religious Studies

Dates: 13th – 24th January

Assessment Topics: Islam

	Topics
1	Pre-Islamic Arabia
2	Prophet Muhammad: The Qur'an
3	Prophet Muhammad: The Hijrah and the Conquest of Mecca
4	Prophet Muhammad: The Final Sermon
5	The Sunni/Shia Split
6	Islamic Caliphates
7	The Five Pillars
8	Hajj
9	Jihad

Revision resources links and tips:

- Islam Revision Guide
- <https://www.bbc.co.uk/programmes/p02mwkxn>
- <https://www.bbc.co.uk/bitesize/topics/zpdtbkb/articles/zrxgwx>
- <https://www.bbc.co.uk/religion/religions/islam/>
- <https://classroom.thenational.academy/units/islam-beliefs-and-teachings-9129>
- <https://classroom.thenational.academy/units/islam-practices-9238>
- <https://senecalearning.com/en-GB/>

Curriculum Area Lead (Head of department)

Name: Dr Andrew Wisdom

Email: andrew.wisdom@manchester-academy.org

Computing

Dates: Various

Assessment Topics

Assessment Topics	What do I need to know?	Skills
<u>Computer Systems</u>	<p>Explain the difference between a general-purpose computing system and a purpose-built device</p> <p>How does the hardware components used in computing systems work together in order to execute programs</p> <p>What is an operating system, and explain its role in controlling program execution</p> <p>Describe the NOT, AND, and OR logical operators, and how they are used to form logical expressions</p>	<p>Remembering key knowledge</p> <p>Extended writing responses</p>
<u>Networks</u>	<p>What is a computer network is and explain the advantages and disadvantages of using a network</p> <p>List examples of the hardware necessary for connecting devices to networks</p> <p>Compare wired to wireless connections and list examples of specific technologies currently used to implement such connections</p> <p>Define what the internet is</p> <p>Explain how data travels between computers across the internet</p> <p>Explain the difference between the internet, its services, and the World Wide Web</p> <p>Describe how services are provided over the internet</p> <p>Create a network diagram using a range of hardware solutions & pricing to enable re world understanding and context.</p> <p>Understand what an operating system is and be able to define a Graphical user interface & a Command line interface.</p>	<p>Remember key knowledge</p> <p>Know how to justify responses</p>

Revision resources links and tips:

SENECA: <https://senecallearning.com/en-GB/>

BBC Bitesize: [What is a network? - Introduction to networks - KS3 Computer Science Revision - BBC Bitesize](#)

KEYWORDS

Computer, system, device, program, software, instructions CPU RAM , input and output, architecture, Program, instructions, data, hardware, processor, memory, storage, communication, operating system, hardware components,

Network, WAN, LAN, Advantages, Disadvantages, **Internet, World Wide Web, Hardware, ISP, Router, Server, Switch, Devices, Desktop PC, Network Interface Card Network Diagram, Operating System, Command Line Interface, Graphical User Interface** Networks, Server, Router, LAN, WAN, Switch, ISP, Operating System, Network Cables.

Curriculum Area Leader (Head of department)

Name: Mrs Nazim Rashid

Email: Nazim.Rashid@manchester-academy.org

ART

Dates: 13th Jan to 20th Jan

Assessment Topics: GRAFFITI ART

Students will create a Graffiti Font based upon the knowledge obtained to date on Graffiti Art. The Image must include:

- The words Y8 GRAFFITI in capital letters across the page landscape
- Colour blending skills shown within the letters using three colours such as Red, Orange, Yellow or purple, dark blue, light blue.
- 3D shadows added to the letters using black coloured pencil
- Following the LEFT/BOTTOM rule when making words 3 dimensional
- Appropriate background added

The Graffiti font Task will be completed on 1 Sketchbook page and will take up to 4 lessons to complete, work will be marked and a percentage will be given

Revision resources links and tips:

[https://clarendonfineart.com/collections/street-](https://clarendonfineart.com/collections/street-art?srsltid=AfmBOoqLCfGGeK7ps1_4VMq4IM_fbQkM3UsLgSZmaYSPof-SkKStPrNo)

[art?srsltid=AfmBOoqLCfGGeK7ps1_4VMq4IM_fbQkM3UsLgSZmaYSPof-SkKStPrNo](https://clarendonfineart.com/collections/street-art?srsltid=AfmBOoqLCfGGeK7ps1_4VMq4IM_fbQkM3UsLgSZmaYSPof-SkKStPrNo)

<https://www.tate.org.uk/art/art-terms/g/graffiti-art>

<https://www.britannica.com/art/graffiti-art>

Curriculum Area Leader (Head of department)

Name: Christine Mullineux

Email: christine.mullineux@manchester-academy.org

Food tech

Dates:

Assessment topics:

- Hygiene and Safety
- The danger zone, different coloured chopping boards and Cross contamination
- The fridge and the freezer
- Environmental Health Officer
- Function and source of fat and how to reduce fat intake
- Obesity
- Function and sources of Protein and vegetarians.

Revision resources links and tips:

Revision Power Point in student shared area

[Year 8 BT Revision booklet.pptx](#)

Curriculum Area Leader (Head of department)

Name: Claire Stack

Email: claire.stack@manchester-academy.org

Construction

Dates:

Assessment Topics:

The test you will undertake will focus on the areas of learning that you have covered so far to date and will include

- The different types of woods,
 - hardwoods,
 - softwoods
 - manmade boards

- Tools used in making items in the workshop

- Health and safety issues relating to Workshop practice in Design and Technology

- Health and safety signage

- Understanding isometric drawing

Revision resources links and tips:

You can use the lesson Powerpoint to help aid you with revision which can be found here.

I:\Mr Bennett\revision booklets

Another useful resource is this website which has a lot of general D&T information including the information for this test can be found here.

[ENGINEERING - DESIGN AND TECHNOLOGY \(technologystudent.com\)](http://technologystudent.com)

Curriculum Area Leader (Head of department)

Name: Gavin Bennett




Email: gavin.bennett@manchester-academy.org

DRAMA

Dates: Lesson 5

Assessment Topics:

You will be assessed on the three elements of performance: **Creating, performing and responding.**

<p>Voice: Speak with a nervous, cautious tone. Speed up when trying to explain or convince others.</p> <p>Face: Show concern or uncertainty with furrowed brows and hesitant expressions. Light up when talking about something familiar.</p> <p>Body: Move hesitantly, with small, careful steps. Fidget when uncomfortable, but stand taller when feeling confident.</p> <p>Space: Keep your distance at first, but gradually move closer to the group as you feel accepted.</p>	<p>Martin</p> 	<p>Voice: Speak softly and kindly, but add firmness when standing up for others.</p> <p>Face: Show warmth and gentleness with small, shy smiles. Look worried or nervous when tensions rise.</p> <p>Body: Keep a slightly hunched or reserved posture, but stand firm when protecting friends.</p> <p>Space: Stay close to others for support, often lingering near the edges of the group.</p>	 <p>Curly</p>
 <p>Slightly</p>	<p>Voice: Speak confidently with a lively tone. Speed up when excited, and slow down to sound important. Use a loud voice to grab attention.</p> <p>Face: Show pride with big grins and raised eyebrows. Use your eyes to check if others are watching you.</p> <p>Body: Stand tall, puff your chest, and move lightly with bouncy energy. Use big, dramatic gestures to tell stories.</p> <p>Space: Stay close to the center of the group to be noticed. Lean in when convincing others, and back off when challenged.</p>		

TEACH

Nibs

- **Voice:** Speak with energy and excitement. Keep a cheerful, upbeat tone, even in tense situations.
- **Face:** Show constant optimism with big smiles and wide eyes. Look eager and ready for fun.
- **Body:** Move quickly and lightly, with playful, agile movements. Jump or crouch often to show energy.
- **Space:** Stay in the center of the group, encouraging others to join in the fun.



- Voice:** Speak in a formal, thoughtful tone. Enunciate clearly and sound like you know what you're talking about.
- Face:** Look serious or thoughtful, raising your eyebrows when making a point. Smile slightly to show pride.
- Body:** Stand tall with straight posture. Use controlled, precise gestures to emphasize your ideas.
- Space:** Keep your distance at times to seem "above it all," but step in confidently when helping others.



Voice: Use a high-pitched, enthusiastic tone. Speak quickly when excited and softly when unsure.

face: Show wide-eyed wonder and curiosity. Smile often to show excitement.

Body: Move with childlike energy—skipping, bouncing, or fidgeting. Hug yourself or others when feeling scared or happy.

Space: Stay close to the group for safety but wander curiously when something grabs your attention.



Voice: Speak with a gruff, sarcastic tone.

Face: Use smirks or scowls to show skepticism or frustration. Raise your eyebrows when amused.

Body: Move slowly and deliberately, like someone who has seen it all. Stand with your hands on your hips or arms crossed.

Space: Stay near the edges of the action, observing and stepping in only when needed.



Revision resources links and tips:

Learn your lines and use these ideas to help develop your characters at home.

Get your family to help you learn

Look in the mirror at your characterisation

Think about your whole performance from your head to your toes.

Curriculum Area Leader (Head of department)

Name: Rebecca Mclellan

Email: rebecca.mclellan@manchester-academy.org